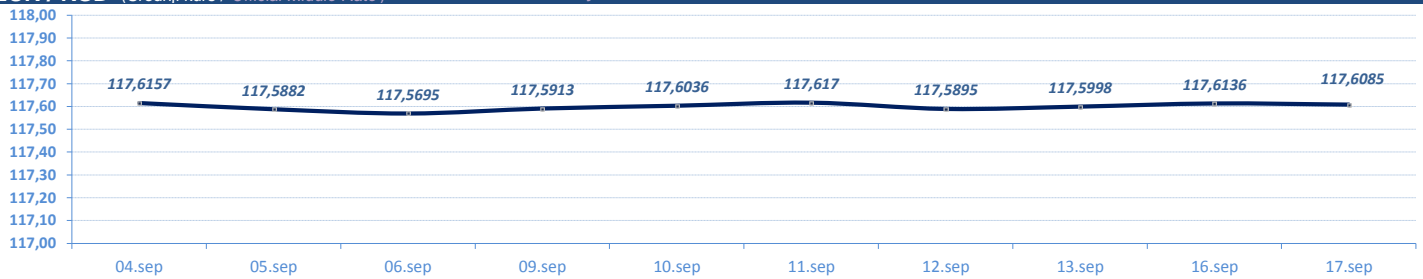


VESTI / NEWS

- ▶ **SREDNJI KURS EUR/RSD**: Dinar ojačao u odnosu na evro za 0,0051 dinara, srednji kurs **117,6085**. Obim međubankarske trgovine evrom na dan 16. septembar do 12:30h iznosio je 7 miliona evra. NBS nije intervenisala na međubankarskom tržištu (od početka godine ukupno prodala 190 miliona evra i kupila 2.005 miliona evra).
- ▶ **BEOGRADSKA BERZA**: Indeksi zabeležili pad vrednosti, BELEX15 niži za 0,13 odsto, BELEXline za 0,07 odsto. Promet **veći** u odnosu na prethodni dan, na regulisanom tržištu najviše trgovano akcijama Komerijalne banke, NIS-a, Philip Morris Operations-a, Valjaonice bakra Sevojno i Aerodroma Nikola Tesla.

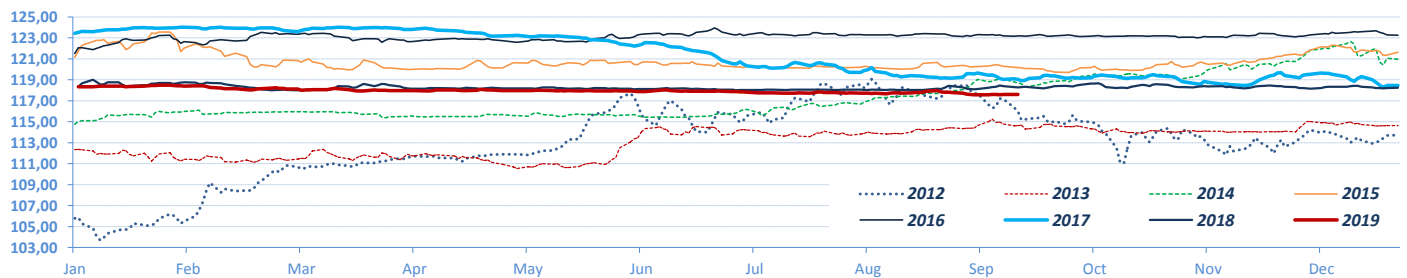
DEVIZNO TRŽIŠTE / FX MARKET

EUR / RSD (Srednji kurs / Official Middle Rate) ▶ 10 dana / 10 days

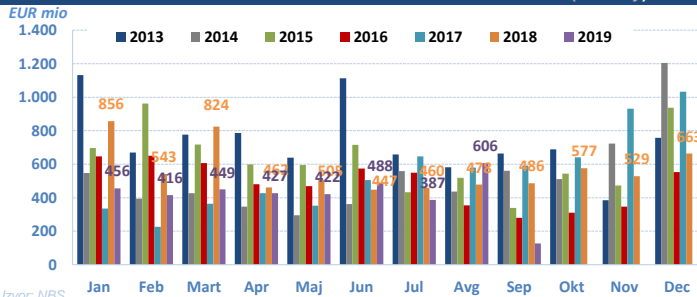


Izvor/Source: NBS

EUR / RSD (Srednji kurs/ Official middle rate) ▶ Jan -

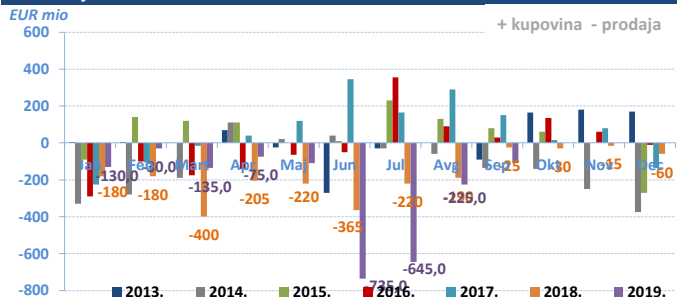


Promet na međubankarskom tržištu / Volumes on FX Interbank market (eur only)

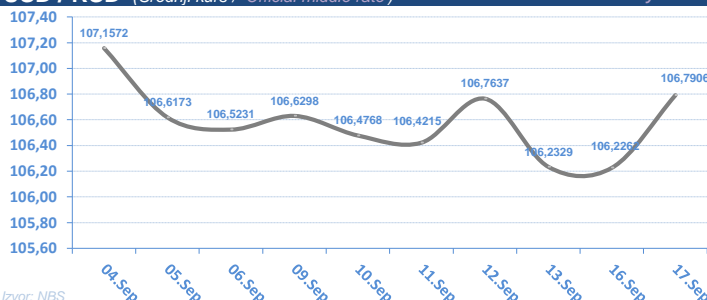


Izvor: NBS

Intervencije NBS na deviznom tržištu / NBS Interventions on FX interbank market

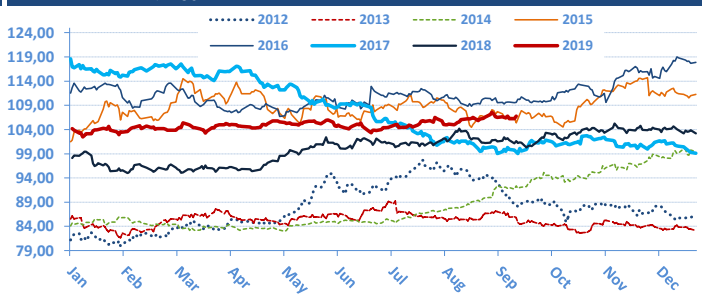


USD / RSD (Srednji kurs / Official middle rate) ▶ 10 dana / 10 days



Izvor: NBS

Jan -



Monthly change	EUR/RSD	%	USD/RSD	%
02.09.19	117,7193	-0,02%	107,1149	0,55%
01.08.19	117,7449	-0,12%	106,5275	2,44%
01.07.19	117,8875	-0,04%	103,9939	-1,42%
03.06.19	117,9288	-0,03%	105,4914	-0,08%
03.05.19	117,9626	-0,01%	105,5783	0,57%
01.04.19	117,9759	-0,13%	104,9794	1,06%
01.03.19	118,1291	-0,25%	103,8772	0,32%
01.02.19	118,4266	0,07%	103,5469	-0,61%
03.01.19	118,3439	0,10%	104,1851	0,14%
03.12.18	118,2313	-0,06%	104,0402	-0,27%
01.11.18	118,2984	-0,07%	104,3196	2,19%
01.10.18	118,3868	0,19%	102,0840	0,29%
03.09.18	118,1567		101,7890	

Yearly change	EUR/RSD	%	USD/RSD	%
17.09.19	117,6085	-0,62%	106,7906	8,82%
03.01.19	118,3439	0,00%	104,1851	6,16%
03.01.18	118,3431	-4,14%	98,1367	-17,25%
04.01.17	123,4512	1,59%	118,6004	6,34%
04.01.16	121,5145	0,30%	111,5324	9,90%
05.01.15	121,1543	5,58%	101,4863	20,72%
03.01.14	114,7559	2,14%	84,0641	-1,67%
03.01.13	112,3495	6,20%	85,4889	5,32%
04.01.12	105,7880	-0,21%	81,1693	2,16%
04.01.11	106,0156	10,47%	79,4541	18,48%
04.01.10	95,9679	7,17%	67,0635	4,25%
05.01.09	89,5436	12,27%	64,3273	18,68%
03.01.08	79,7577		54,2016	

EUR / USD

► 10 dana / 10 days



EUR / USD



EUR / CHF

► 10 dana / 10 days



EUR / CHF



Izvor / Source: Reuters

17.09.2019 08:55:02

EUR / XX

Valutni par / CCY pair	Kupovni/BID	Prodajni/ASK
EUR/USD	1,0990	1,0994
EUR/JPY	118,9400	118,9800
EUR/GBP	0,8857	0,8861
EUR/CHF	1,0918	1,0923
EUR/DKK	7,4670	7,4675
EUR/NOK	9,8681	9,8726
EUR/SEK	10,6251	10,6296
EUR/CAD	1,4568	1,4573
EUR/AUD	1,6088	1,6091
EUR/HUF	332,4900	332,5900
EUR/CZK	25,8540	25,8610
EUR/PLN	4,3345	4,3364
EUR/HRK	7,3930	7,3960
EUR/RUB	70,3874	70,4467
EUR/NZD	1,7360	1,7362

USD / XX

Valutni par / CCY pair	Kupovni/BID	Prodajni/ASK
USD/EUR	0,9096	0,9096
USD/JPY	108,2000	108,2300
USD/GBP	0,8058	0,8061
USD/CHF	0,9933	0,9937
USD/DKK	6,7929	6,7939
USD/NOK	8,9775	8,9815
USD/SEK	9,6661	9,6701
USD/CAD	1,3256	1,3258
USD/AUD	1,4635	1,4637
USD/HUF	302,4500	302,6100
USD/CZK	23,5190	23,5290
USD/SKK	21,5460	21,6000
USD/PLN	3,9431	3,9454
USD/HRK	6,7255	6,7301
USD/RUB	64,0600	64,0900
USD/NZD	1,5790	1,5795

* Međunarodno devizno međubankarsko tržište / International FX Interbank Market

Izvor / Source: Reuters

EURIBOR

SW	-0,458
1M	-0,449
3M	-0,394
6M	-0,361
1Y	-0,309

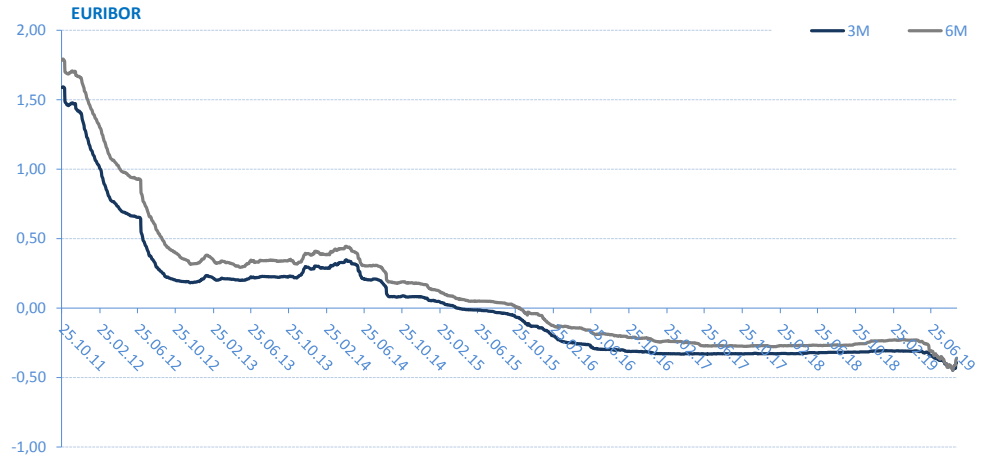
* Izvor: Reuters; Objavljeno prethodnog radnog dana

Kamatne stope Centralnih Banaka

Interest rates of Central banks

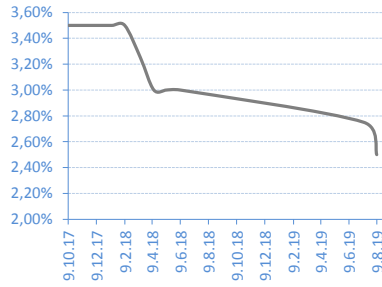
CB	Kamatna stopa / Interest rate
USD	2,25
EUR	0,00
GBP	0,75
CAD	1,75
AUD	1,00
JPY	0,10

* Izvor: Reuters; Objavljeno prethodnog radnog dana



REFERENTNA KAMATNA STOPA NBS / NBS Key Policy Rates

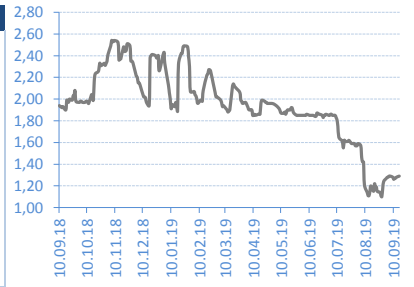
Date	Rate	Change (%)
08.08.19	2,50%	-9,09%
11.07.19	2,75%	-8,33%
08.06.18	3,00%	0,00%
10.05.18	3,00%	0,00%
12.04.18	3,00%	-7,69%
14.03.18	3,25%	-7,14%
08.02.18	3,50%	0,00%
11.01.18	3,50%	0,00%
07.12.17	3,50%	0,00%
09.11.17	3,50%	0,00%



* Izvor/Source : NBS

BEONIA

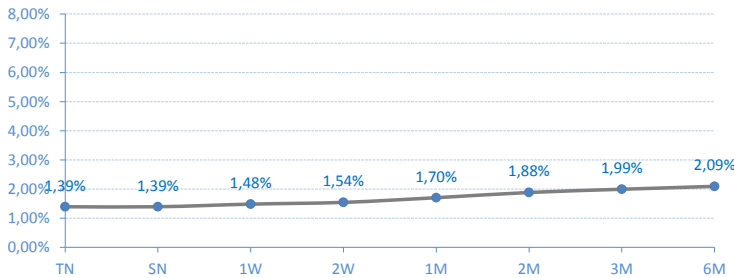
Date	Rate	Change (%)
16.09.19	1,29%	1,57%
12.09.19	1,27%	0,00%
11.09.19	1,27%	0,79%
10.09.19	1,26%	-1,56%
09.09.19	1,28%	-0,78%
06.09.19	1,29%	0,00%
05.09.19	1,29%	0,78%
04.09.19	1,28%	0,00%
03.09.19	1,28%	0,79%
02.09.19	1,27%	



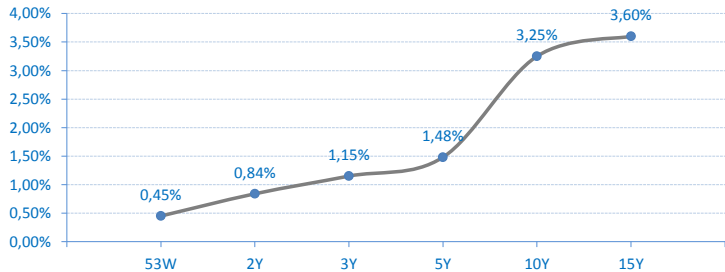
* Izvor/Source : Reuters; Objavljeno prethodnog radnog dana / Published on previous working day

Kamatne stope/Prinos na tržištu / Market Interest Rates

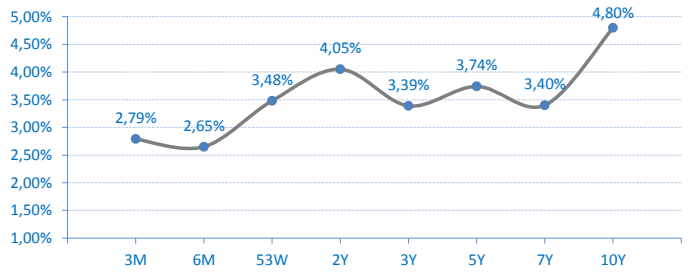
Belibor



Državne HOV Republike Srbije u Euvrima - prinosi sa poslednje aukcije
Government bonds (EUR) of Republic of Serbia - yield on last primary auction



Državne HOV Republike Srbije u Dinarima - prinosi sa poslednje aukcije
Government bonds (RSD) of Republic of Serbia - yield on last primary auction



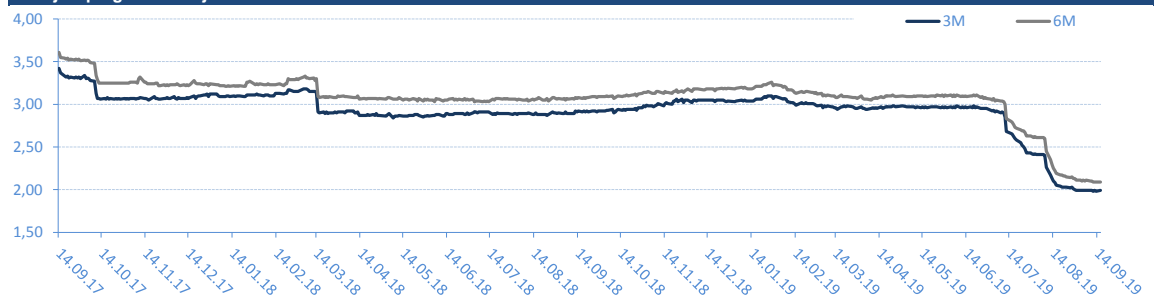
BELIBOR

Trenutne stope / Current rates

TN	1,39%
SN	1,39%
1W	1,48%
2W	1,54%
1M	1,70%
2M	1,88%
3M	1,99%
6M	2,09%

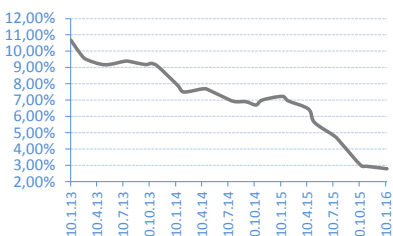
* Izvor/Source : Reuters; Objavljeno prethodnog radnog dana / Published on previous working day

Istorijski pregled kretanja 6M i 3M Belibor-a / Historical overview of 6M and 3M Belibor rates



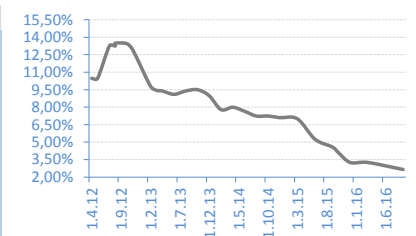
T-BILLS 3M - RSD

Date	Rate	Realisation
14.01.16	2,79%	100,00%
05.11.15	2,94%	100,00%
15.10.15	3,00%	92,18%
06.08.15	4,40%	96,26%
16.07.15	4,79%	98,47%
07.05.15	5,63%	92,92%
16.04.15	6,45%	100,00%
05.02.15	6,95%	45,05%



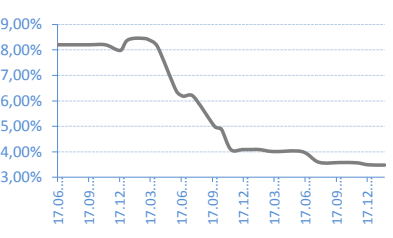
T-BILLS 6M - RSD

Date	Rate	Realisation
01.09.16	2,65%	23,03%
03.03.16	3,25%	96,46%
03.12.15	3,25%	97,22%
08.10.15	4,09%	100,00%
03.09.15	4,57%	87,90%
04.06.15	5,25%	93,30%
05.03.15	7,00%	21,33%
04.12.14	7,10%	100,00%



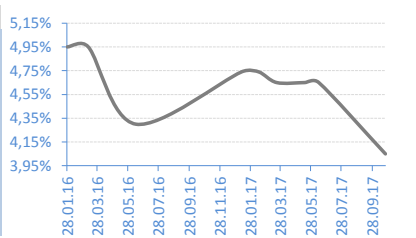
T-BILLS 53W - RSD

Date	Rate	Realisation
06.02.17	3,48%	17,91%
21.12.16	3,49%	32,22%
15.11.16	3,57%	45,64%
28.09.16	3,58%	52,92%
27.07.16	3,59%	49,07%
07.06.16	4,01%	78,06%
15.03.16	4,01%	16,73%
02.02.16	4,09%	63,42%



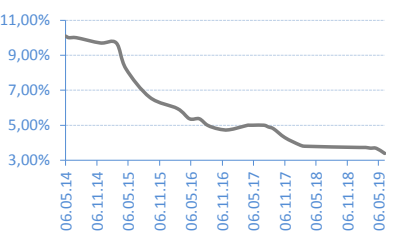
G-BONDS 2Y - RSD

Date	Rate	Realisation
24.10.17	4,05%	116,30%
13.06.17	4,65%	51,56%
16.05.17	4,65%	43,95%
21.03.17	4,65%	100,00%
13.02.17	4,74%	78,80%
10.01.17	4,74%	23,25%
13.06.16	4,30%	95,67%
10.03.16	4,95%	56,41%



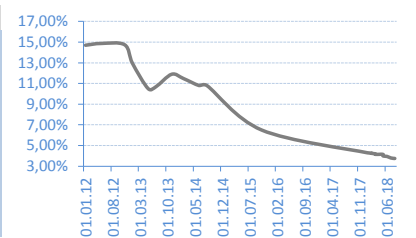
G-BONDS 3Y - RSD

Date	Rate	Realisation
11.06.19	3,39%	62,60%
23.04.19	3,68%	88,70%
19.03.19	3,69%	112,71%
20.02.19	3,73%	120,53%
15.01.19	3,73%	60,94%
28.02.18	3,80%	100,00%
30.01.18	3,88%	34,77%
06.11.17	4,29%	97,97%



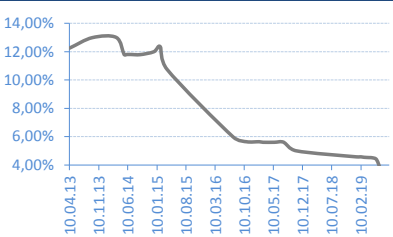
G-BONDS 5Y - RSD

Date	Rate	Realisation
11.09.18	3,74%	98,60%
14.08.18	3,75%	65,62%
17.07.18	3,80%	40,58%
05.06.18	3,95%	35,67%
22.05.18	3,99%	26,18%
08.05.18	4,15%	97,00%
24.04.18	4,15%	52,31%
10.04.18	4,15%	32,63%



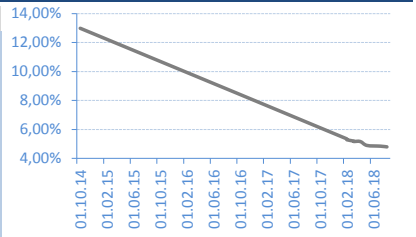
G-BONDS 7Y - RSD

Date	Rate	Realisation
03.09.19	3,40%	51,86%
06.08.19	3,50%	47,86%
09.07.19	3,59%	153,64%
04.06.19	4,37%	267,04%
07.05.19	4,50%	134,27%
10.04.19	4,52%	75,42%
05.03.19	4,54%	58,46%
12.02.19	4,57%	34,68%



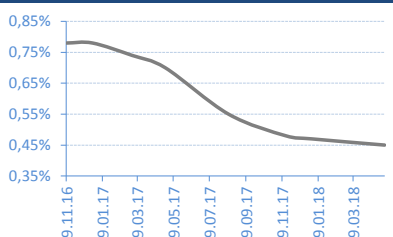
G-BONDS 10Y - RSD

Date	Rate	Realisation
07.08.18	4,80%	26,87%
10.07.18	4,85%	36,97%
15.05.18	4,90%	96,72%
03.04.18	5,17%	26,55%
20.03.18	5,17%	83,61%
06.03.18	5,20%	203,57%



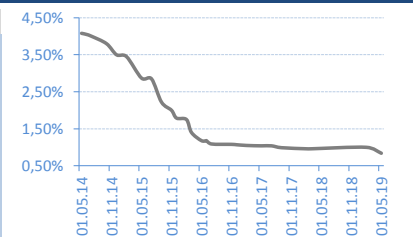
T-BILLS 53W - EUR

Date	Rate	Realisation
21.05.18	0,45%	100,00%
18.01.18	0,47%	98,00%
05.12.17	0,48%	100,00%
30.08.17	0,55%	50,00%
15.05.17	0,70%	91,30%
20.03.17	0,74%	60,00%
12.01.17	0,78%	46,20%
29.11.16	0,78%	100,00%



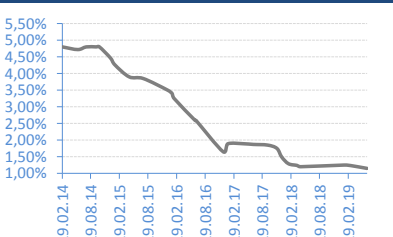
G-BONDS 2Y - EUR

Date	Rate	Realisation
27.05.19	0,84%	148,40%
19.02.19	1,00%	142,00%
22.03.18	0,96%	25,62%
01.02.18	0,96%	52,00%
14.09.17	0,99%	53,60%
12.07.17	1,04%	16,80%
23.05.17	1,04%	99,00%
14.02.17	1,05%	95,35%



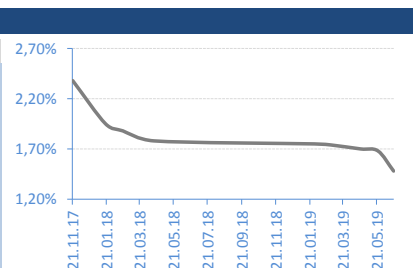
G-BONDS 3Y - EUR

Date	Rate	Realisation
18.06.19	1,15%	59,14%
12.03.19	1,23%	50,04%
23.01.19	1,25%	32,10%
20.04.18	1,20%	35,96%
28.03.18	1,24%	99,29%
02.02.18	1,29%	100,00%
21.12.17	1,49%	100,00%
20.11.17	1,75%	49,70%



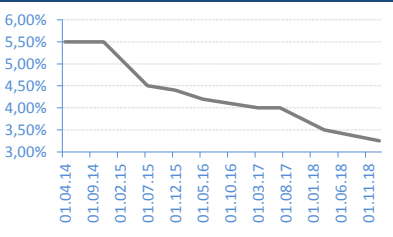
G-BONDS 5Y - EUR

Date	Rate	Realisation
20.06.19	1,48%	47,86%
23.05.19	1,68%	77,32%
22.04.19	1,70%	19,90%
27.02.19	1,74%	37,84%
29.01.19	1,75%	41,25%
16.04.18	1,78%	52,41%
19.02.18	1,88%	79,99%
19.01.18	1,95%	80,28%



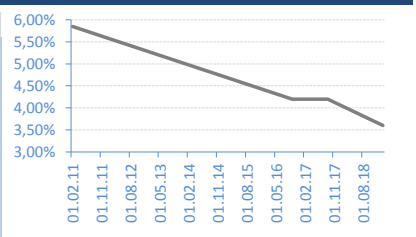
G-BONDS 10Y - EUR

Date	Rate	Realisation
16.01.19	3,25%	139,40%
26.03.18	3,50%	86,85%
13.07.17	4,00%	42,95%
15.03.17	4,00%	65,60%
25.05.16	4,20%	96,00%
04.12.15	4,40%	100,00%
28.07.15	4,50%	76,77%
19.11.14	5,50%	100,00%



G-BONDS 15Y - EUR

Date	Rate	Realisation
06.02.19	3,60%	100,00%
06.09.17	4,20%	70,13%
19.10.16	4,20%	100,00%



AKCIJE / Shares - REGULISANO TRŽIŠTE / REGULATED MARKET

Najtrgovanije HOV / Most Active

	Symbol	Closing price	% Change	Open	Max	Min	No of Trades	Volume	Volume RSD
Komercijalna banka a.d. Beograd	KMBN	3.200	-0,31%	3.200	3.200	3.200	3	500	1.600.000
NIS a.d. Novi Sad	NIIS	671	-0,15%	671	675	671	26	1.077	723.175
Philip Morris Operations a.d. Nis	DINNPB	4.200	-1,22%	4.200	4.200	4.200	2	14	58.800
Valjaonica bakra Sevojno a.d. Sevojno	VBSE	1.863	0,00%	1.863	1.863	1.863	1	20	37.260
Aerodrom Nikola Tesla a.d. Beograd	AERO	828	-0,24%	822	830	822	29	30	24.834

Dobitnici / Gainers

	Symbol	Closing price	% Change	Open	Max	Min	No of Trades	Volume	Volume RSD
--	--------	---------------	----------	------	-----	-----	--------------	--------	------------

Gubitnici / Decliners

	Symbol	Closing price	% Change	Open	Max	Min	No of Trades	Volume	Volume RSD
Komercijalna banka a.d. Beograd	KMBNPB	1.350	-2,88%	1.350	1.350	1.350	1	10	13.500
Philip Morris Operations a.d. Nis	DINNPB	4.200	-1,22%	4.200	4.200	4.200	2	14	58.800
Komercijalna banka a.d. Beograd	KMBN	3.200	-0,31%	3.200	3.200	3.200	3	500	1.600.000
Aerodrom Nikola Tesla a.d. Beograd	AERO	828	-0,24%	822	830	822	29	30	24.834
NIS a.d. Novi Sad	NIIS	671	-0,15%	671	675	671	26	1.077	723.175

AKCIJE / SHARES - MTP

Najtrgovanije HOV / Most Active

	Symbol	Closing price	% Change	Bid (Volume)	Ask (Volume)	No of Trades	Volume	Volume RSD
Iritel a.d. Beograd	IRTL	848	19,94%	848	848	848	6	374
Min Div a.d. Svrlijig	SVRL	510	0,00%	510	510	510	3	340
Potisje precizni liv a.d. Ada	PPLA	483	50,00%	483	483	483	4	221
Geosonda - Fundiranje a.d. Beograd	GSFD	825	50,00%	825	825	825	2	150
Backa - Backa Palanka a.d. Backa Palanka	BABP	650	0,00%	650	650	650	1	112

Dobitnici / Gainers

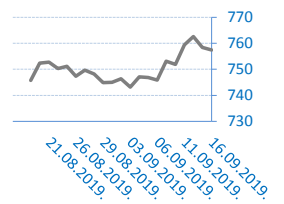
	Symbol	Closing price	% Change	Bid (Volume)	Ask (Volume)	No of Trades	Volume	Volume RSD
Potisje precizni liv a.d. Ada	PPLA	483	50,00%	483	483	483	4	221
Geosonda - Fundiranje a.d. Beograd	GSFD	825	50,00%	825	825	825	2	150
Iritel a.d. Beograd	IRTL	848	19,94%	848	848	848	6	374
Preduzece za puteve Valjevo a.d. Valjevo	PPVA	1.356	0,30%	1360	1352	1356	2	10

Gubitnici / Decliners

	Symbol	Closing price	% Change	Bid (Volume)	Ask (Volume)	No of Trades	Volume	Volume RSD
--	--------	---------------	----------	--------------	--------------	--------------	--------	------------

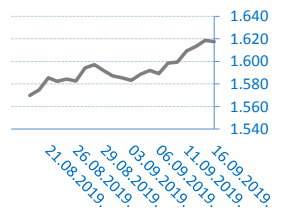
BELEX15

Vrednost / Value	757,47
Promena / Change	-1
%	-0,13%



BELEXline

Vrednost / Value	1.617,66
Promena / Change	-1,12
%	-0,07%



Kontakti / Contacts:

Srđan Tomašević

srđjan.tomasevic@erstebank.rs

Trgovanje / Trading

011/220 9116

Aleksandar Zarić

aleksandar.zaric@erstebank.rs

Prodaja / Sales

011/220 9198

Aleksandra Parčetić

aleksandra.parcetic@erstebank.rs

Brokersko poslovanje / Brokerage

011/220 9159

Vladimir Vulević

vladimir.vulevic@erstebank.rs

Podrška i Razvoj / Support and Development

011 / 201 50 50

Nenad Đurović

nenad.djurovic@erstebank.rs

Trgovanje / Trading

011/ 220 9115

Dušan Stević

dusan.stevic@erstebank.rs

Prodaja / Sales

011/220 9118

Danijela Stojanović

danijela.stojanovic@erstebank.rs

Prodaja / Sales

011/ 220 9132

Marija Đorđević

marija.djordjevic@erstebank.rs

Brokersko poslovanje /

Brokerage

011/220 9110

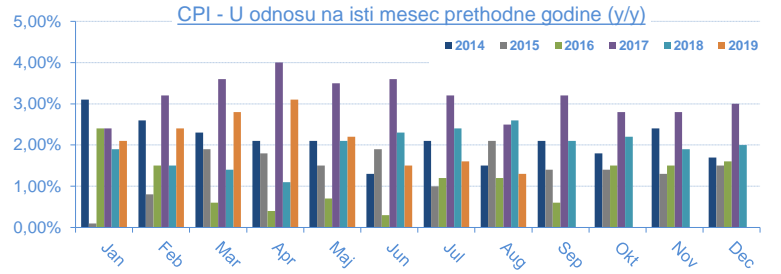
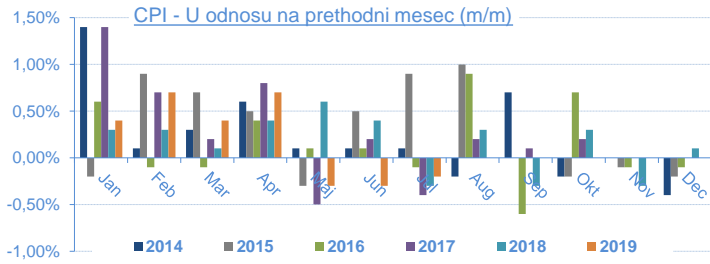
Izveštaj sačinio / Prepared by: Sektor sredstava / Treasury division

Informacije i cene iz ovog pregleda dobijene su iz izvora za koje verujemo da su pouzdani ali ne garantujemo njihovu tačnost i potpunost. Navedene informacije su važeće samo u trenutku njihovog sastavljanja a objavljuju se u ciju opšteg informisanja, pri čemu ne predstavljaju bilo kakav oblik investicionog saveta niti preporuke za investiranje niti na bilo koji način obavezuju Erste Bank ad Novi Sad u pogledu odgovornosti za štetu nastalu upotrebom informacija iz ovog pregleda.

The information and prices in this review are obtained from sources that we believe are reliable, but we do not guarantee their accuracy and completeness. The mentioned information is valid only at the time of their compilation and are published in the general information, whereby they do not represent any form of investment advice or recommendations for investing or in any way obligate Erste Bank ad Novi Sad in respect of liability for damages arising from the use of information referred to in of this review.

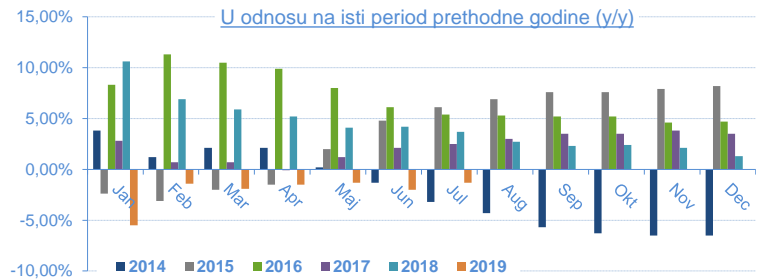
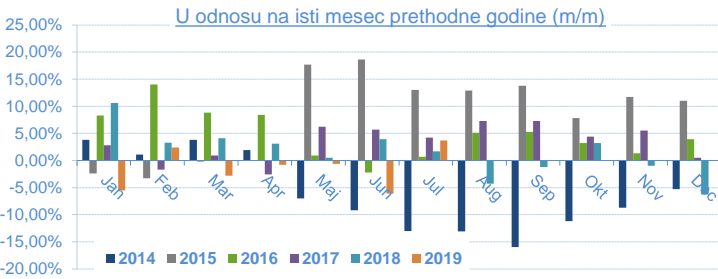
Indeks potrošačkih cena (Consumer Price Index - CPI) / 2018

	Jan	Feb	Mar	Apr	Maj	Jun	Jul	Aug	Sep	Okt	Nov	Dec
U odnosu na prethodni mesec (m/m)	0,40%	0,70%	0,40%	0,70%	-0,30%	-0,30%	-0,20%	0,00%				
U odnosu na isti mesec 2018. (y/y)	2,10%	2,40%	2,80%	3,10%	2,20%	1,50%	1,60%	1,30%				
U odnosu na decembar 2018.		1,10%	1,50%	2,30%	2,00%	1,70%	1,50%	1,50%				
Datum objavljivanja / Published date	22.02.19	12.03.19	12.04.19	13.05.19	12.06.19	12.07.19	12.08.19	12.09.19				



INDUSTRIJSKA PROIZVODNJA / Industrial production / 2019

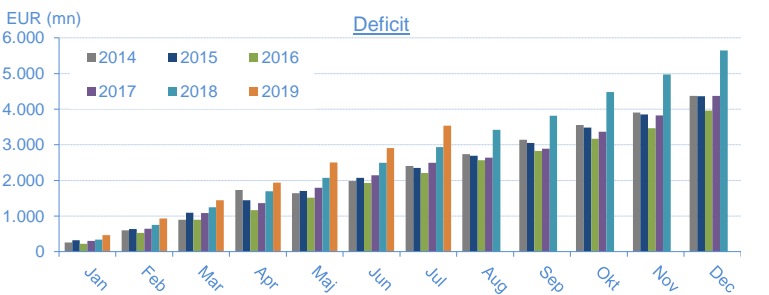
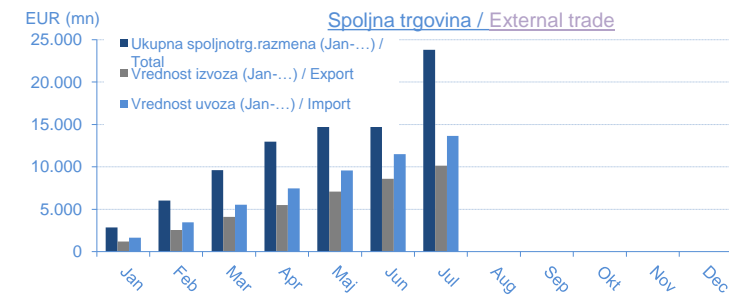
	Jan	Feb	Mar	Apr	Maj	Jun	Jul	Aug	Sep	Okt	Nov	Dec
U odnosu na isti mesec 2018 (m/m)	-5,50%	2,40%	-2,80%	-0,80%	-0,60%	-6,10%	3,70%					
U odnosu na isti period 2018 (jan-...) (y/y)	-5,50%	-1,40%	-1,90%	-1,50%								
U odnosu na prosek 2018	-12,20%	-7,40%	2,30%	-4,40%	1,10%	-2,50%	1,70%					
Datum objavljivanja / Published date	28.02.19	29.03.19	30.04.19	31.05.19	28.06.19	31.07.19	30.08.19					



SPOLJNOTRGOVINSKA ROBNA RAZMENA / External Trade / 2019

* u eur mln

Mesec/Month	Jan	Feb	Mar	Apr	Maj	Jun	Jul	Aug	Sep	Okt	Nov	Dec
Ukupna spoljnotrg.razmena (Jan-...) / Total	2.840,40	6.015,80	9.626,40	12.958,60	16.675,50	20.077,90	23.801,00					
Promena / Yearly change	7,80%	9,80%	8,10%	8,30%	9,70%	8,00%	9,00%					
Vrednost izvoza (Jan-...) / Export	1.186,90	2.539,90	4.092,80	5.510,50	7.087,40	8.584,20	10.131,20					
Promena / Yearly change	3,00%	7,10%	6,90%	7,30%	8,30%	6,70%	7,20%					
Vrednost uvoza (Jan-...) / Import	1.653,50	3.475,90	5.533,60	7.448,10	9.588,10	11.493,70	13.669,80					
Promena / Yearly change	11,50%	11,70%	9,00%	9,00%	10,80%	9,10%	10,40%					
Deficit (jan-...)	466,70	936,00	1.440,80	1.937,70	2.500,70	2.909,50	3.538,60					
Promena / Yearly change	40,90%	26,50%	15,60%	14,20%	18,80%	17,00%	20,60%					
Pokrivenost uvoza izvozom (Export/Import ratio)	71,80%	73,10%	74,00%	74,00%	73,90%	74,70%	74,10%					
Datum objavljivanja / Published date	12.03.19	29.03.19	30.04.19	31.05.19	28.06.19	31.07.19	30.08.19					



BUDŽETSKI BALANS / Budget balance

* u rsd mln

Budžetski balans u 2018.	32.183,97
January 2019	23.620,61
February 2019	-1.429,81
March 2019	-6.363,12
April 2019	-10.322,94
May 2019	2.776,26
June 2019	13.189,82
July 2019	27.059,77
August 2019	
September 2019	
October 2019	
November 2019	
December 2019	
Budžetski balans u 2019. / Total 2019	48.530,59
Planirani deficit u 2019. / Planned	-3.344,12
Ostvarenje plana / Realisation	
Datum ažuriranja / Published date	04.09.19

